

HANDS-ON CADAVER INTENSIVE COURSE IN ORTHOGNATHIC SURGERY AND ANCILLARY PROCEDURES



**Universitat
Internacional
de Catalunya
Faculty
of Dentistry**

In collaboration with

Ixom

ADA CER.P® | Continuing Education
Recognition Program

Universitat Internacional de Catalunya, Fundació Privada is an ADA CER.P Recognized Provider. ADA CER.P is a service of the American Dental Association to assist dental professionals in identifying quality providers of continuing dental education. ADA CER.P does not approve or endorse individual courses or instructors, nor does it imply acceptance of credit hours by boards of dentistry. Concerns or complaints about a CE provider may be directed to the provider or to the Commission for Continuing Education Provider Recognition at CCEPR.ada.org.

<p>Campus UIC Barcelona, Campus Sant Cugat</p>	<p>Calendar and schedule</p>	<p>Language English</p>	<p>Information and admission</p>
<p>Tuition fee € 4.000*</p>	<p>7 and 8 May 2026</p>	<p>Mode of delivery On-site</p>	<p>Marta Utset contact number & WhatsApp: +34 930 192 304</p>
<p><i>*Discount 10% students who have completed the International Expert in Orthognathic Surgery and Surgical Orthodontics Course</i></p>	<p>Thursday and Friday from 9am to 6pm</p>	<p>Credits 2</p>	<p>infodonto@uic.es</p>

Over recent years, the treatment of maxillofacial conditions with orthognathic surgery has undergone a revolution. The reach and objectives of this kind of surgery have been redefined so as to cover three basic pillars: 1) Correcting underlying malocclusion and skeletal discrepancy; 2) Upper airway obstruction management; 3) Harmonisation of facial aesthetics.

At present, there are currently no continuing education programmes in this field in any University, either in Spain or abroad. This hands-on course aims to provide participants with a comprehensive practical overview of all the techniques involved in the orthognathic surgery spectrum, including ancillary procedures to optimize aesthetic results. To this effect, we have designed a predominantly practical course using cryopreserved cadaver heads.

The Hands-On Cadaver Intensive Course in Orthognathic Surgery and Ancillary Procedures is an advanced training programme specifically designed for dental and maxillofacial professionals seeking to master state-of-the-art surgical techniques.

Delivered by a distinguished faculty of international experts, this course combines theoretical knowledge with extensive practical experience on cadaver specimens, ensuring a comprehensive and realistic approach to learning.

Participants will review the key clinical anatomy and perform contemporary orthognathic procedures, including maxillary and mandibular osteotomies, zygomatic osteotomies, and advanced facial harmony techniques.

Additionally, attendees will gain proficiency in facial aesthetics optimization, rigid internal fixation protocols, and minimally invasive approaches such as corticotomies and orthopaedic miniplates. With a strong emphasis on both functional and aesthetic outcomes, this intensive two-day course offers a unique opportunity to refine surgical skills, broaden clinical competencies, and stay updated with the latest advancements in the field of orthognathic surgery.



The **Faculty of Dentistry at UIC Barcelona** is the first and only Spanish university accredited by the **American Dental Association** as provider for Continuing Education.



Universitat Internacional de Catalunya, Fundació Privada is an ADA CERP Recognized Provider. ADA CERP is a service of the American Dental Association to assist dental professionals in identifying quality providers of continuing dental education. ADA CERP does not approve or endorse individual courses or instructors, nor does it imply acceptance of credit hours by boards of dentistry. Concerns or complaints about a CE provider may be directed to the provider or to the Commission for Continuing Education Provider Recognition at CCEPR. ada.org.



TARGET

This course is aimed at medical doctors, dentists, or specialists and trainees in Oral and Maxillofacial Surgery, from Spain or abroad, who wish to expand their knowledge in orthognathic surgery. Applicants with other backgrounds: acceptance will be at the discretion of the programme management.

MODE OF DELIVERY

In-person, hands-on workshop format over two consecutive days.

Sessions are held from 9:00 to 18:00 each day, combining concise theoretical introductions with guided practical exercises directly in the dissection room.

ASSESSMENT METHOD

An online self-assessment test will be carried out at the end of the course so that students can assess the achievement of their personal goals and their knowledge of the content of the course.

Responsible Department

Oral and maxillofacial medical-surgical pathology area
Faculty of Dentistry

Course Coordinators

Dr Federico Hernández-Alfaro
Dr Adaia Valls

Instructors

Dr Federico Hernández-Alfaro
Dr Adaia Valls,
Dr Samir Aboul
Dr Francesc Duran
Dr Ramón Sieira
Dr Mazarro
Dr Ghloom



COURSE PROGRAMME: DAY 1*

**sessions schedule may vary*

9.00

DR. VALLS

Welcome

Introduction to the dissection room

**9:15
11.00**

DR. ABOUL-HOSN, DR. DURAN, DR. GHULOOM, DR. HERNÁNDEZ ALFARO, DR. MAZARRO, DR. SIEIRA, DR. VALLS

Surgical field preparation (Ghuloom)

Maxillary osteotomies (LeFort I, segmented, SARPE, twist technique, pterygomaxillary disjunction) (HA)

**11:00
11:30**

COFFEE BREAK

**11:30
13:30**

DR. ABOUL-HOSN, DR. DE LA FUENTE, DR. GHULOOM, DR. HERNÁNDEZ ALFARO, DR. MAZARRO, DR. SIEIRA, DR. VALLS

Bichat Fat Pad transposition & bichectomy

Impact of orthognathic surgery on perinasal area & aesthetic enhancement of the nose (rhinoplasty)

**13:30
14:30**

LUNCH BREAK

**14:30
18:00**

DR. ABOUL-HOSN, DR. DE LA FUENTE, DR. GHULOOM, DR. HERNÁNDEZ ALFARO, DR. MAZARRO, DR. SIEIRA, DR. VALLS

Mesoterapia y bioestimuladores de colágeno en el tercio facial inferior (Dermapen)

Polinucleótidos en el tercio inferior

Terapias con láser

COURSE PROGRAMME: DAY 2*

**sessions schedule may vary*

**9:00
11:00**

**DR. ABOUL-HOSN, DR. DE LA FUENTE, DR. GHULOOM,
DR. HERNÁNDEZ ALFARO, DR. MAZARRO, DR. SIEIRA, DR. VALLS**

Mandibular osteotomies
Genioplasty (horizontal and vertical), chin wing

**11:00
11:30**

COFFEE BREAK

**11:30
13:30**

**DR. ABOUL-HOSN, DR. DE LA FUENTE, DR. GHULOOM,
DR. HERNÁNDEZ ALFARO, DR. MAZARRO, DR. SIEIRA, DR. VALLS**

Intraoral/extraoral Condylectomy
Aesthetic enhancement for the contour of the jaw
Wisdom teeth extraction: our protocol

**13:30
14:30**

LUNCH BREAK

**14:30
18:00**

**DR. ABOUL-HOSN, DR. DE LA FUENTE, DR. GHULOOM,
DR. HERNÁNDEZ ALFARO, DR. MAZARRO, DR. SIEIRA, DR. VALLS**

Facial/neck lifting procedures
Fillers/lipofilling

STUDY IN BARCELONA

Experience the most important formative stage of your life in one of the leading European cities. Barcelona is known for its cultural and economic prominence, providing various professional opportunities.



CAMPUSES OF UIC BARCELONA

The teaching activities of the Faculty of Dentistry are conducted at the Sant Cugat campus, encompassing over 24,000 m2 . Our facilities are equipped with the latest state-of-the-art equipment, supporting both theory and practical classes.




THE PURSUIT OF EXCELLENCE IS IN OUR DNA, AND EFFORT AND PERSERVERANCE ARE OUR DRIVERS FOR CHANGE

RANKINGS

Key rankings for the Universitat Internacional de Catalunya.



Find out about all our rankings here

 <p>1st position nationally in the field of Dentistry</p>	 <p>2nd position nationally</p>
 <p>3rd position nationally</p>	 <p>2nd position nationally in the field of Dentistry</p>

Universitat Internacional
de Catalunya
Campus Sant Cugat
Josep Trueta, s/n
08195 Sant Cugat del Vallès
T. +34 935 042 000